

Teacher notes

Laminate the first, then, now grid for repeated use with a dry-erase pen.

Children will use manipulatives such as counters to represent the subtraction problem. Alternatively, this activity can be completed in books.

DEVELOPING



Children will solve problems involving calculations to 20 with subtrahends up to 4.

SECURE



Children will solve problems involving calculations to 20 with subtrahends up to 6.

MASTERY




Children will solve problems involving calculations to 20 with subtrahends up to 10.

Step 1: Children will represent the subtraction problem using counters. They will place the starting number of counters in the FIRST section. They will write the first part of their calculation to show this.

First, then, now grid

Select a subtraction problem and show it in the table to help you complete the calculation.

FIRST	THEN	NOW
		

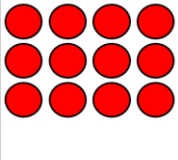
$16 - \square = \square$

© Primary Stars Education

Step 2: Children will then move the starting counters to the THEN section and remove the correct number of counters.

First, then, now grid

Select a subtraction problem and show it in the table to help you complete the calculation.

FIRST	THEN	NOW
		

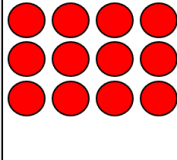
$16 - 4 = \square$

© Primary Stars Education

Step 3: Children will finally move the counters to the NOW box allowing them to complete the subtraction calculation.

First, then, now grid

Select a subtraction problem and show it in the table to help you complete the calculation.

FIRST	THEN	NOW
		

$16 - 4 = 12$

© Primary Stars Education

First, then, now grid

Select a subtraction problem and show it in the table to help you complete the calculation.

FIRST	THEN	NOW

$$\square - \square = \square$$

Subtraction problems



Select a subtraction problem and show it in the table to help you complete the calculation.

First, there were **14** counters.
Then, **2** were taken away.
Now there are ____ counters.

First, there were **17** counters.
Then, **3** were taken away.
Now there are ____ counters.

First, there were **12** counters.
Then, **1** was taken away.
Now there are ____ counters.

First, there were **16** counters.
Then, **1** was taken away.
Now there are ____ counters.

First, there were **16** counters.
Then, **3** were taken away.
Now there are ____ counters.

First, there were **18** counters.
Then, **2** were taken away.
Now there are ____ counters.

Subtraction problems



Select a subtraction problem and show it in the table to help you complete the calculation.

First, there were **14** counters.
Then, **3** were taken away.
Now there are ____ counters.

First, there were **19** counters.
Then, **6** were taken away.
Now there are ____ counters.

First, there were **19** counters.
Then, **4** were taken away.
Now there are ____ counters.

First, there were **17** counters.
Then, **4** were taken away.
Now there are ____ counters.

First, there were **18** counters.
Then, **4** were taken away.
Now there are ____ counters.

First, there were **16** counters.
Then, **5** were taken away.
Now there are ____ counters.

First, there were **18** counters.
Then, **5** was taken away.
Now there are ____ counters.

First, there were **17** counters.
Then, **5** were taken away.
Now there are ____ counters.

First, there were **15** counters.
Then, **2** were taken away.
Now there are ____ counters.

Subtraction problems



Select a subtraction problem and show it in the table to help you complete the calculation.

First, there were **17** counters.
Then, **6** were taken away.
Now there are ____ counters.

First, there were **20** counters.
Then, **7** were taken away.
Now there are ____ counters.

First, there were **19** counters.
Then, **7** were taken away.
Now there are ____ counters.

First, there were **14** counters.
Then, **3** were taken away.
Now there are ____ counters.

First, there were **16** counters.
Then, **6** were taken away.
Now there are ____ counters.

First, there were **13** counters.
Then, **2** were taken away.
Now there are ____ counters.

First, there were **20** counters.
Then, **9** were taken away.
Now there are ____ counters.

First, there were **17** counters.
Then, **5** were taken away.
Now there are ____ counters.

First, there were **19** counters.
Then, **8** were taken away.
Now there are ____ counters.

First, there were **19** counters.
Then, **9** were taken away.
Now there are ____ counters.

First, there were **18** counters.
Then, **7** were taken away.
Now there are ____ counters.

First, there were **20** counters.
Then, **8** were taken away.
Now there are ____ counters.



Select a subtraction problem and show it in the table to help you complete the calculation.

First, there were **14** counters.
Then, **2** were taken away.
Now there are **12** counters.

First, there were **17** counters.
Then, **3** were taken away.
Now there are **14** counters.

First, there were **12** counters.
Then, **1** was taken away.
Now there are **11** counters.

First, there were **16** counters.
Then, **1** was taken away.
Now there are **15** counters.

First, there were **16** counters.
Then, **3** were taken away.
Now there are **13** counters.

First, there were **18** counters.
Then, **2** were taken away.
Now there are **16** counters.

Select a subtraction problem and show it in the table to help you complete the calculation.

First, there were **14** counters.
Then, **3** were taken away.
Now there are **11** counters.

First, there were **19** counters.
Then, **6** were taken away.
Now there are **13** counters.

First, there were **19** counters.
Then, **4** were taken away.
Now there are **15** counters.

First, there were **17** counters.
Then, **4** were taken away.
Now there are **13** counters.

First, there were **18** counters.
Then, **4** were taken away.
Now there are **14** counters.

First, there were **16** counters.
Then, **5** were taken away.
Now there are **11** counters.

First, there were **18** counters.
Then, **6** was taken away.
Now there are **12** counters.

First, there were **17** counters.
Then, **5** were taken away.
Now there are **12** counters.

First, there were **16** counters.
Then, **2** were taken away.
Now there are **14** counters.

Answers - Subtraction problems



Select a subtraction problem and show it in the table to help you complete the calculation.

First, there were **18** counters.
Then, **5** were taken away.
Now there are **13** counters.

First, there were **20** counters.
Then, **7** were taken away.
Now there are **13** counters.

First, there were **19** counters.
Then, **7** were taken away.
Now there are **12** counters.

First, there were **16** counters.
Then, **2** were taken away.
Now there are **14** counters.

First, there were **18** counters.
Then, **4** were taken away.
Now there are **14** counters.

First, there were **18** counters.
Then, **3** were taken away.
Now there are **15** counters.

First, there were **20** counters.
Then, **9** were taken away.
Now there are **11** counters.

First, there were **17** counters.
Then, **5** were taken away.
Now there are **12** counters.

First, there were **19** counters.
Then, **8** were taken away.
Now there are **11** counters.

First, there were **19** counters.
Then, **9** were taken away.
Now there are **10** counters.

First, there were **18** counters.
Then, **7** were taken away.
Now there are **11** counters.

First, there were **20** counters.
Then, **8** were taken away.
Now there are **12** counters.