



Teaching Phonics at Westacre

Mrs Taylor

KS1, English and Early Reading Lead

Our aims today.

- Introduce you to our Read Write Inc Scheme
- Discuss terminology we use
- Give an overview of what phonics looks at our school
- Inform you how we help children who find reading difficult
- Provide guidance on how you can help your child to develop ready fluency and accuracy
- Clarify our home reading scheme and the books that we use.



Reading is the **KEY** to learning

Our approach

We have introduced Read Write Inc which is a complete systematic and structured literacy programme.

Meets the demands of the new national curriculum, giving your children the best chance of success.

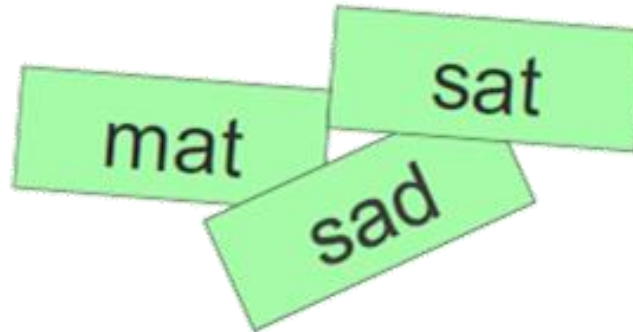

Definitions

Sounds

Graphemes

Special Friends sh, ay, o-e

Systematic approach



English alphabetic code

- 44 sounds
- Over 150+ graphemes
- One of the most complex alphabetic codes in the world.

Spanish



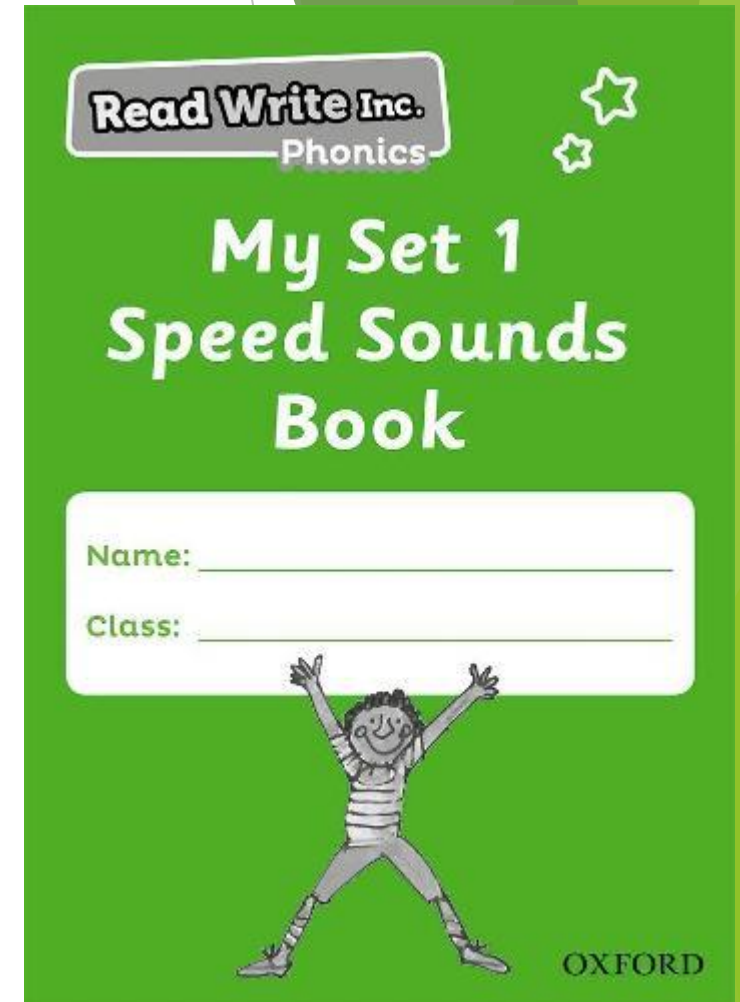
24 speech sounds

26 letters to make up those sounds

29 graphemes

Making A Strong Start

- ▶ All children having daily whole class phonics lessons with children split into three groups working with their teacher learning to blend sounds that they have been taught into words.
- ▶ Week commencing 2nd October we will assess children for the first time and children will be split into small progress groups which will begin week commencing 9th October.
- ▶ Children will be assessed on how many sounds they have learned and whether they can blend these sounds into words. This will determine which progress group they go into.
- ▶ Whilst children are in the early stage of learning their sounds and blending these sounds into words, we do not send home reading books. We have invested in Sound Workbooks that we will send home with the children to practice the sounds we have taught at home.
- ▶ These workbooks will be supported by online videos that you can access via your e mail. Please ensure that you have left your e mail with me today.



Set 1 Speed Sounds


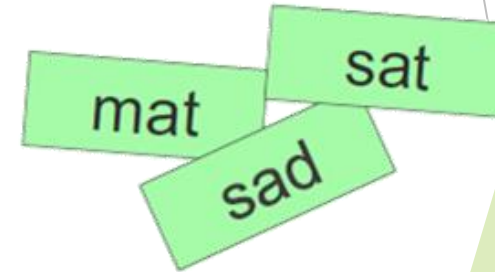

- There are 25 single letter sounds and 6 Set 1 Special Friend sounds that children will learn this year.
- Letter formation is taught while children learn each sound. There is a pneumonic that we use to help the children to learn to write their letters.
- Each lesson also focuses on blending taught and previously taught sounds into words.

Speed Sounds Set 1

m m	a a	s s	d d	t t
i i	n n	p p	g g	o o
c c	k k	u u	b b	f f
e e	l l	h h	sh sh	r r
j j	v v	y y	w w	th th
z z	ch ch	qu qu	x x	ng nk

Blending using Fred Talk

- Children learn to blend orally using Fred Talk.
- Once children have been taught the first five sounds, we begin to teach blending words with sound cards and magnetic letters.
- Once children can blend independently, they move onto learning to blend sounds using green words.
- It is at this stage that children will receive their first reading book, which is a sound blending book.



Alien Words

blan



steck



hild



quemp



Fred Fingers

Fred Fingers for spelling

*Say the word and
pinch on the sounds

Eyes for reading,
fingers for spelling!



Progressing to Story Books

- ▶ Once children know their single letter sounds and can blend CVC words independently, children will progress onto reading stories and learning the Set 1 Special Friend sounds: th, sh, ch, ng, nk, qu.
- ▶ Firstly, children will read a short ditty on a sheet.
- ▶ This is a short step where children will read ten ditties and then move onto Red Ditty books. These books contain three short stories that will consolidate the sounds that the children have been taught.

Ditty 1: pop

Speed Sounds - read the sounds (not the letter name)

a g t p n s d o i

Green Words - read these words by blending the sounds together

not got sip pop dad did dog

Red Words - read these words but tell your child the word if they get stuck

I the

I got pop

dad got a sip

the dog did not



Read Write Inc.

Phonics

Pin it on
Red Ditty Book 1



Story by Gill Munton
Illustrated by Tim Archbold
Series developed by Ruth Miskin

OXFORD

Storybooks



Progress Expectations

	YR children can:	Y1 children can:	Y2 children can:
End of Autumn 1	Read single-letter Set 1 sounds (first 16)	Read Purple Storybooks Read Set 2 sounds	Read Blue Storybooks with increasing fluency and comprehension
End of Autumn term	Read all Set 1 single-letter sounds Blend sounds into words orally	Read Pink Storybooks Read first 5 Set 3 sounds	Read Grey Storybooks
End of Spring 1	Blend sounds to read words Read short Ditty stories	Read Orange Storybooks Read 11 Set 3 sounds	Read Grey Storybooks with fluency and comprehension
End of Spring term	Read Red Storybooks Read Set 1 Special Friends	Read Yellow Storybooks Read 17 Set 3 sounds	Access RWI Comprehension and Spelling programmes
End of Summer 1	Read Green Storybooks Read 4 double consonants	Read Yellow Storybooks Read 22 Set 3 sounds	Access RWI Comprehension and Spelling programmes
End of Summer term	Read Green Storybooks Read first 6 Set 2 sounds	Read Blue Storybooks Read all Set 3 sounds and additional graphemes.	Access RWI Comprehension and Spelling programmes

	YR	Y1
End of Autumn 1	16 sounds (first 16 Set 1 single-letter sounds)	47 sounds (all Set 1 and Set 2 sounds)
End of Autumn term	25 sounds (all Set 1 single-letter sounds)	52 sounds (first 5 Set 3 sounds)
End of Spring 1	25 sounds	58 sounds (11 Set 3 sounds)
End of Spring term	31 sounds (Set 1 Special Friends)	64 sounds (17 Set 3 sounds)
End of Summer 1	35 sounds (4 double consonants)	69 sounds (22 Set 3 sounds)
End of Summer term	41 sounds (first 6 Set 2 sounds)	75 sounds (All Set 3 sounds plus the additional graphemes)

Fast Track Tutoring

- ▶ Children who struggle to keep up with the progress expectations will receive additional one to one tutoring on an afternoon.
- ▶ They may receive one or two sessions per week which will focus on helping them to overcome their difficulty.
- ▶ Children are identified during assessment and will have tutoring up until the next assessment window, where we would hope that the child will progress onto the next stage.

Remember

When reading with your child at home, it is meant to be easy! They are consolidating what they have learnt at school, not learning anything new. If they find it too difficult they will not enjoy reading at home. Reading is a pleasurable activity.

Remember

The importance of 3 reads

1-accuracy

2-building fluency/**automaticity**

3-expression, reading like a storyteller

Online Resources

- Additional support for children is access to our online Virtual Classroom videos.

- These include:
 - Set 1 sounds at home
 - Set 1 pinny time
 - Fred games
 - Learning to blend at home



Fred's adventures - farm

- We are looking at ways on how to make these videos accessible and target the needs of the children.
- Once children are reading books, they will also have access to our online e library where phonics books will be available to read.

